

Fasten Below Step At Rib 24" o.c.

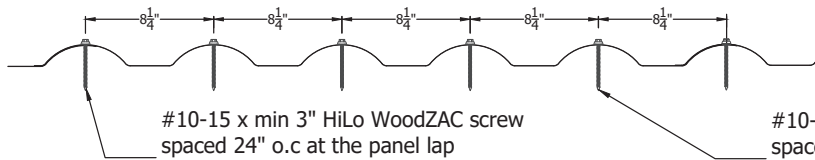
Fasten Every Rib And Valley At Ridge Or Peak And Eave

Fasten Every Rib And Valley At Ridge Or Peak And Eave

Fasten Below Step At Rib 12" o.c.

Fasten Every Rib And Valley At Ridge Or Peak And Eave

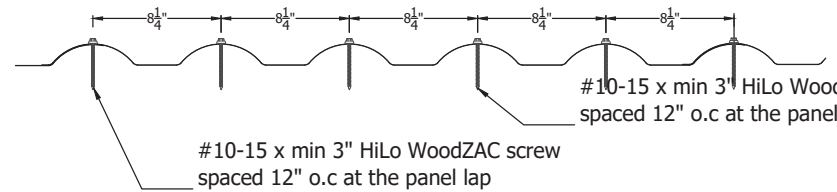
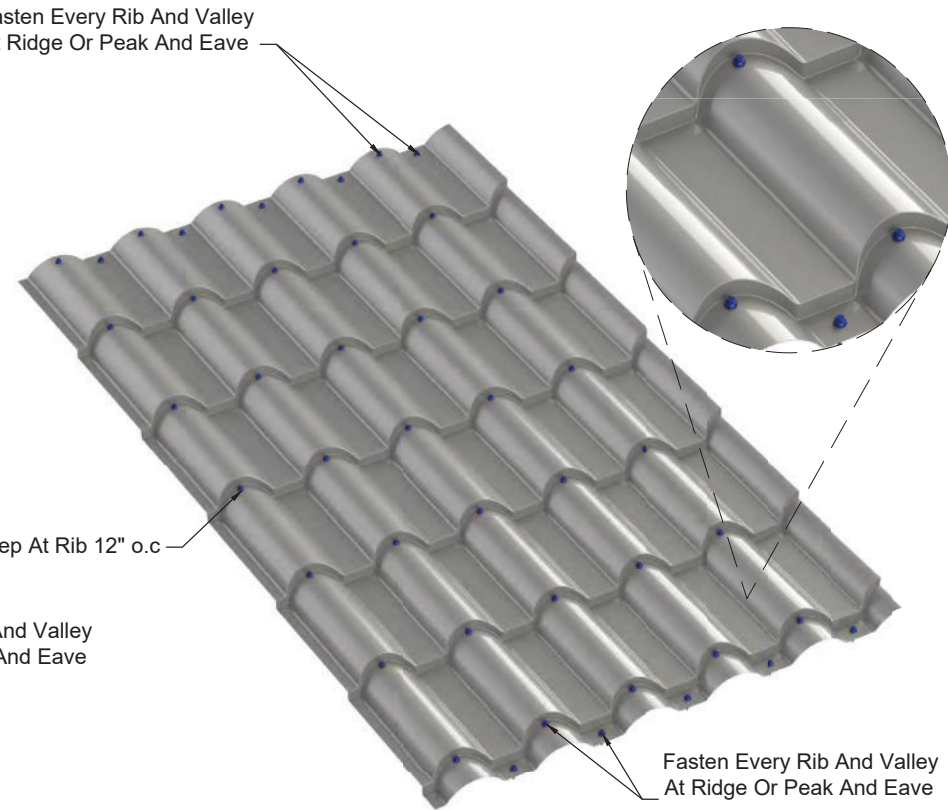
Fasten Every Rib And Valley At Ridge Or Peak And Eave



#10-15 x min 3" HiLo WoodZAC screw spaced 24" o.c at the panel lap

#10-15 x min 3" HiLo WoodZAC screw spaced 24" o.c at the panel

Fastening Pattern For Non-HVHZ Construction



#10-15 x min 3" HiLo WoodZAC spaced 12" o.c at the panel

#10-15 x min 3" HiLo WoodZAC screw spaced 12" o.c at the panel lap

Fastening Pattern For HVHZ Construction



942 Blanche Street
Jacksonville, FL 32204
(904)799-6499

This Page contains general application details.
Actual Installation may require additional items
based on good roofing practices

Description: Barrel Tile
Panel Screw Information